

FEDERAL:

NEA & Funding for Arts Agency: The recommended funding level is still restored to \$207 million. Use the link below to contact our Senators and Representatives, to thank them for their support of the arts and urge them to vote for final passage of this landmark legislation <https://www.artsactionfund.org/ActionCenter?vvsrc=%2fcampaigns>

STATE

From the Florida Cultural Alliance: updates at <https://flca.net/>

THE LATEST DEPT OF ARTS & CULTURE GRANT RECOMMENDATIONS

NAME	Dept Arts & Culture	Senate 3/21	House 3/21
Cultural & Museum	\$48,266,504	\$21,296,502	\$32,364,067
Culture Builds Florida	\$ 3,469,042	\$ 3,469,042	\$ 3,469,042
Cultural & Facilities	\$11,785,546	\$11,555,111	\$11,785,546
Cultural Endowment	\$ 4,560,000	\$0	\$2,880,000
TOTAL	\$68,081,092	\$36,320,655	\$50,498,655
# of grants	774	577 @ 44% 178@100% 19@0%	577 @ 67% 190@ 100% 7@ 0%

Contact your legislators- directory can be found [here](#).

- Thank them for their leadership and their past funding support at 100%
- Share our 6:1 return on investment, 14% sector growth over the past year, and impact on our communities.
- Ask them to fully fund the Department of Arts & Culture grant recommendations.

LOCAL:

CRA Art, Culture & Heritage Grant recommendations include LeMoyne Arts; Challenger Learning Center; Indaba Theatre in partnership with the Tallahassee Symphony Orchestra; Word of South; and Southern Shakespeare.

- On Feb 23, the CRA Board approved the recommendations without change
- On Mar 21, the County Commission approved the recommendations with two changes.

Recommendations are now forwarded to the City Commission.

ARTS AND ECONOMIC PROSPERITY (AEP6): 681 surveys collected thru Feb. DEI goal met. Org surveys started-Feb.

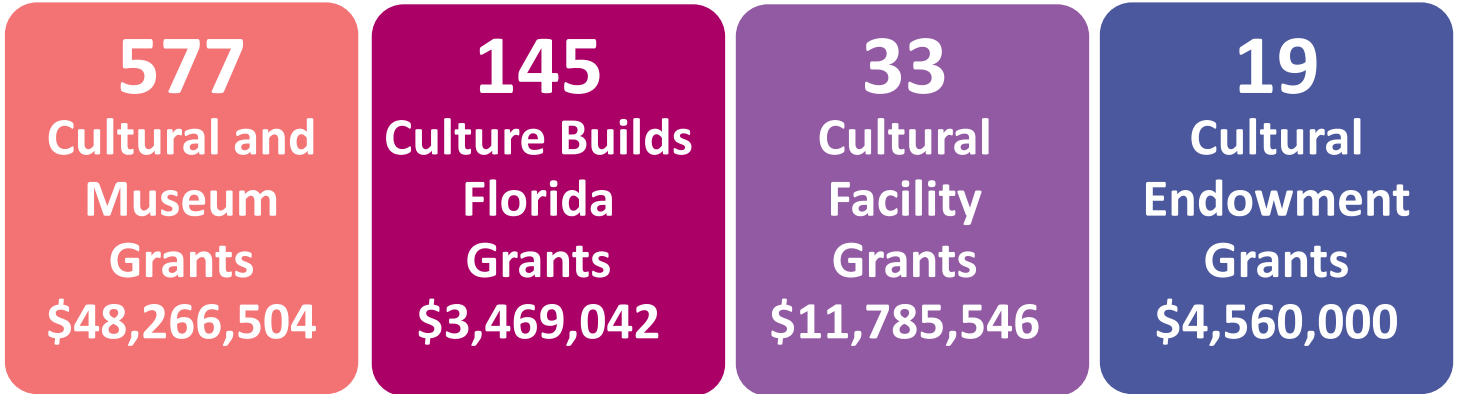
OTHER FEDERAL: ARTS + SOCIAL IMPACT EXPLORER <https://ww2.americansforthearts.org/explorer>

Ongoing Creative Economy Legislation:

- **AEAF/Arts Education for All Act (HR 5581)** supports universal arts ed from pre-K through 12th grade.
- **CREATE Act (HR 6381 / S.3521)** aligns policy to serve those that make our creative economy prosper.
- **PLACE Act (HR 6569 / S.3560)** bolsters local creative economies and workers in creative industries.
- **CERA/Creative Economy Revitalization Act (HR 5019 / S. 2858)** grants-creative workers/public projects.
- **PATPA/Performing Artist Tax Parity Act of 2021 (S. 2872)** for arts workers to deduct business expenses.
- **21CFWP/21st Century Federal Writers Project Act (HR 3054)** will authorize a new grant program & create a nationally administered archives for the commissioned writing.
- **STAR/Saving Transit Arts Resources Act (HR 2380)** local transit authorities control art/non-functional landscaping in federally funded transit projects and historical/heritage societies and site

Florida 2024 Arts and Culture Grants

There are four line items within the Department of State Division of Arts & Culture Budget. They total \$68,081,092 and support 774 arts and cultural organizations and artists. Applicants are required to match anywhere from 1:1 to 10:1, depending on the grant type and annual budget. Applicants must report quarterly to receive funds and annually to be eligible to apply in the future. *This is an increase of 22 applications over last year and a decrease in the dollar amount by \$ 1,172,733.*



JOB & HOUSEHOLD INCOME

ECONOMIC ACTIVITY & GDP

QUALITY OF LIFE & EDUCATION

FLORIDA'S 2022 ARTS & CULTURE GRANTEEES

Employed
20,620 Floridians**

supported another
36,032 FTE jobs

Generated
\$2.03 Billion in
economic activity

Served
35,595,297 Florida
Residents & Visitors**

\$207 Million in state &
local government revenue
in 2022

9,180,155 students
& children under 18**

FLORIDA'S ARTS & CULTURE INDUSTRY

Employed
233,088 Floridians*

\$17.6 Billion total
compensation in
2021*

Generated \$32.6
Billion in economic
activity

Indicates community
livability according to
Florida Chamber of
Commerce

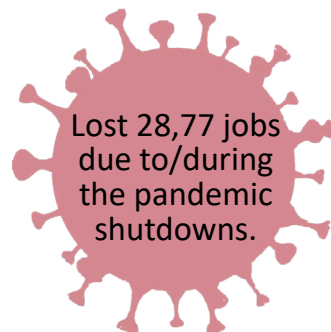
Accounting for 2.9%
of the state's GDP in
2020*

Improves mental and
physical wellbeing++

85 non-profit arts
groups reported
over \$27 Million in
losses due to
Hurricane Ian

Produces greater
returns of Florida's per
child education invest-
ment

Combats individual
and community isola-
tion and division



Raises standardized
test scores and GPAs+

Lowers dropout rate+

*US Bureau of Economic Analysis

**Florida Department of State

+Center for Fine Arts Education

++University of Florida Center for Arts and Medicine

Florida 2024 Arts and Culture Grants

First to Close, Last to Open

Critical to Florida's Recovery

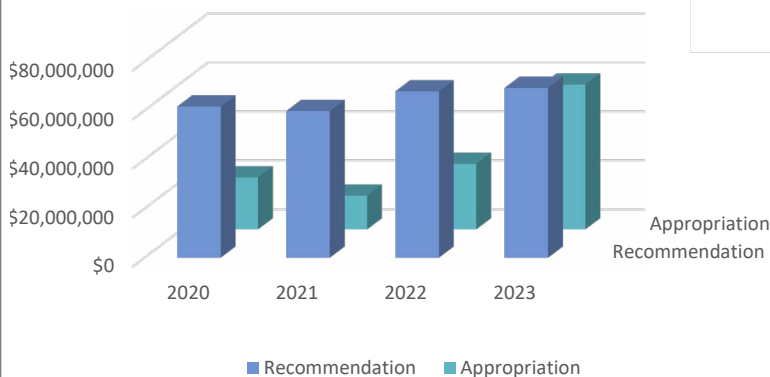
Rise to Resilience

State Fiscal Year Ending	2020	2021	2022
Number of Grants Awarded	626	481	664
Number of Counties Receiving Funds	40	36	42
Total Awards in Dollar Amount	\$13,740,637	\$13,525,019	\$26,917,732
Total Project Expenses	\$561,005,576	\$516,027,216	\$773,361,522
Total Project Income	\$552,442,826	\$536,631,327	\$802,831,372
Total Project In-Kind Contributions	\$20,321,523	\$16,409,275	\$20,253,061
Total Number of Jobs	15,376	13,574	20,620
Created	3,369	2,671	5,584
Sustained	12,007	10,903	15,036
Total Number of In-Person Events	89,920	35,780	85,221
Total Number of Individuals Engaged	35,248,888	18,970,813	35,595,297
Adults	27,232,275	13,377,187	26,119,832
Children	7,911,972	5,505,325	9,180,155
Artists	104,640	88,301	295,310
Virtual Programs			
Opportunities to Participate		1,076,660	23,353
Virtual Attendees		28,432,416	68,247,707
Total Economic Impact			
Total Expenditures	\$1,779,506,056	\$707,394,896	\$2,033,836,833
FTE Jobs	46,204	18,294	56,652
Household Income	\$1,141,582,119	\$404,802,655	\$1,325,984,184
Local Government Revenue	\$84,672,791	\$35,387,210	\$93,919,274
State Government Revenue	\$102,200,430	\$42,605,111	\$113,449,723

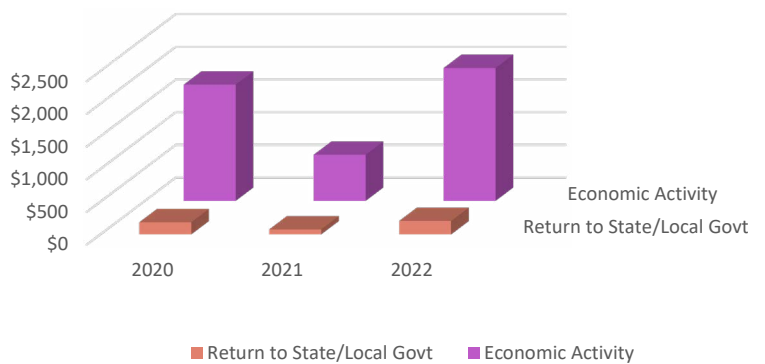
Recurring Results with Non-Recurring Funds

Florida arts and culture grants are funded through the Department of State, Division of Arts and Culture by non-recurring revenue. Reporting on delivery of services and fiscal responsibility are integral to the program. Demonstration of stewardship and return on investment is a hallmark of the program and an imperative for grantee advocates.

Arts & Culture Grant Funding



Arts & Culture Grants ROI in Millions



Florida Legislature is Leading by Example

The state rose in national ranking from #17 in 2021 to #7 in 2022 in arts investment per citizen. and was recognized nationally as the example for bi-partisan leadership in the arts by the National Conference of State Legislators at their annual conference in December 2022.